

affiniti™




Balance Through Simplicity

TORNIER 

AND A REVOLUTION IN GLENOID DESIGN

Affiniti's CortiLoc™ Glenoid: A Leap Forward in Fixation



Designed to lock behind cortical bone, Affiniti's unique glenoid design delivers unprecedented **immediate fixation** through two proximal fins.

Long-term fixation is achieved through four distal fins that allow cancellous bone to remodel around them.

Plus, Affiniti's anatomical pear-shaped design limits the risk of overhang and potential for soft tissue abrasion.

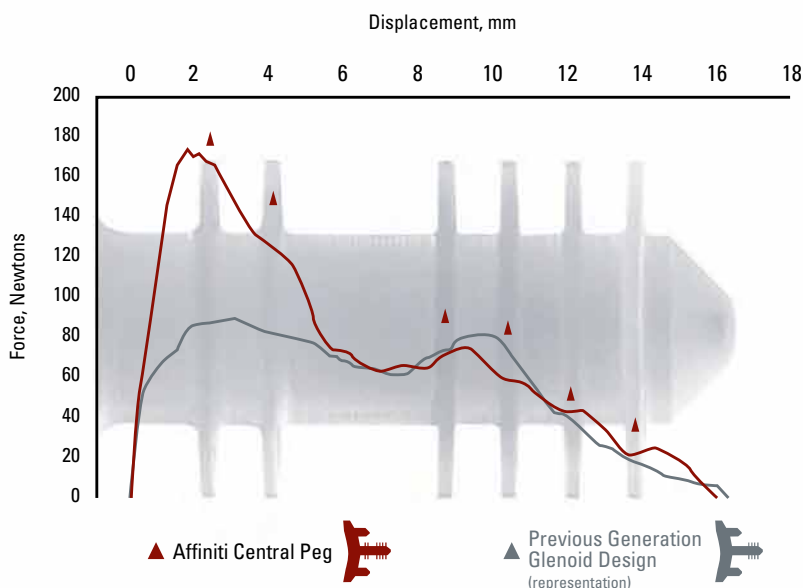
Fixation Without Frustration

At 43 days Post Op, bone remodeling can be seen around the Affiniti CortiLoc Glenoid's central post and fins, enhancing long-term fixation.



Xray courtesy of R. Sean Churchill, MD, Milwaukee, WI.

Affiniti CortiLoc Glenoid Pull Out Testing in Osteoporotic Bone



In osteoporotic bone, where fixation is hardest to find, the Affiniti CortiLoc Glenoid delivers more than twice the initial stability of a design representative of previous generation glenoids that relied on cancellous fixation. This improvement is a direct result of the two unique fins that lock behind the cortical wall of the glenoid.

Feel the difference.

TORNIER AFFINITI: AN EVOLUTION IN HUMERAL DESIGN



Low Profile Lateral Border

Reduces the risk of tuberosity interference that may lead to varus tilt without compromising rotational stability.

Shorter Humeral Stem

Conservative length preserves bone, speeds reaming and reduces the risk of distal fractures.



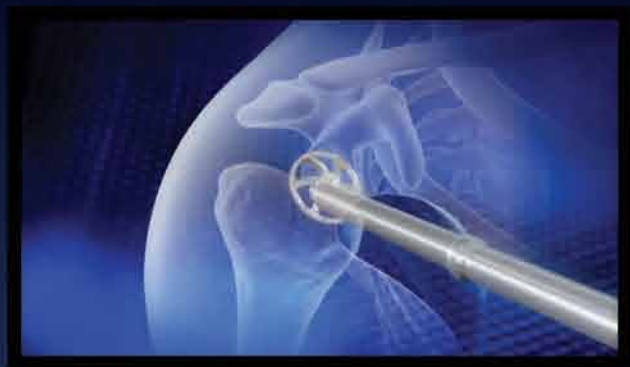
Standard and Eccentric Heads Available

The Affiniti system offers a wide variety of humeral heads and addresses a broad range of anatomy to facilitate proper soft tissue tensioning.



PAIRED WITH UNMATCHED, INTUITIVE INSTRUMENTATION

Tornier's industry leading Pivoting Reamer takes the complexity and frustration out of glenoid access



Pivoting Reamer

Unique pivoting reamer simplifies insertion into the glenoid, can be used to retract the humerus, and provides the clinical advantages of axial alignment. Reduce frustration, save valuable OR time.

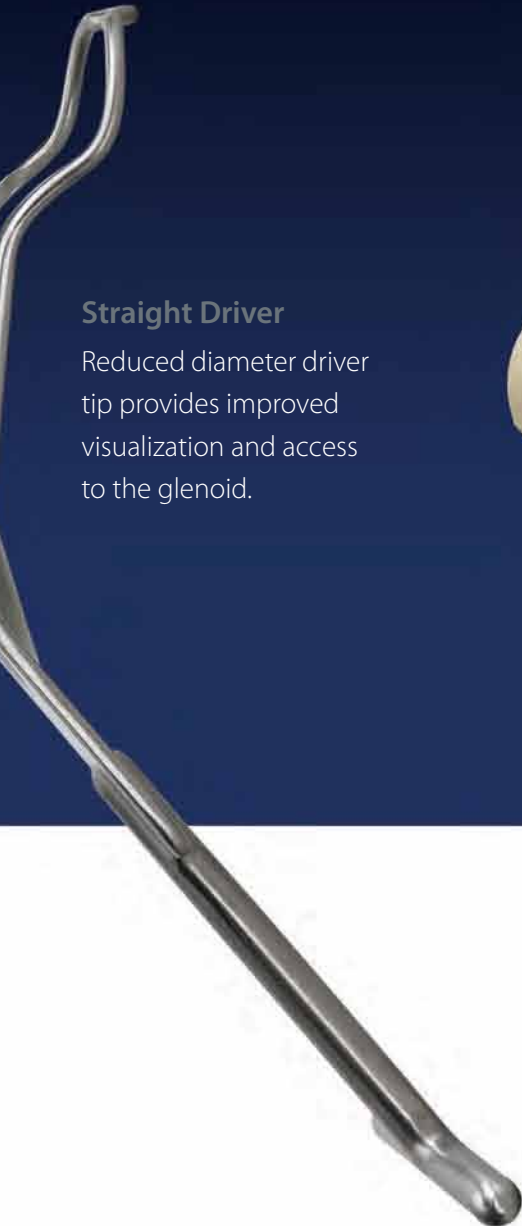
- ◊ Pivoting reamer head allows for low profile insertion of reamer while providing retraction of glenohumeral anatomy.
- ◊ Locking mechanism quickly secures the reamer into the straight position to maintain axial alignment and allows for corrective glenoid reaming.



Affiniti's Pivoting Reamer requires on average 31% less insertion width, or 11.5 mm, than a straight reamer.

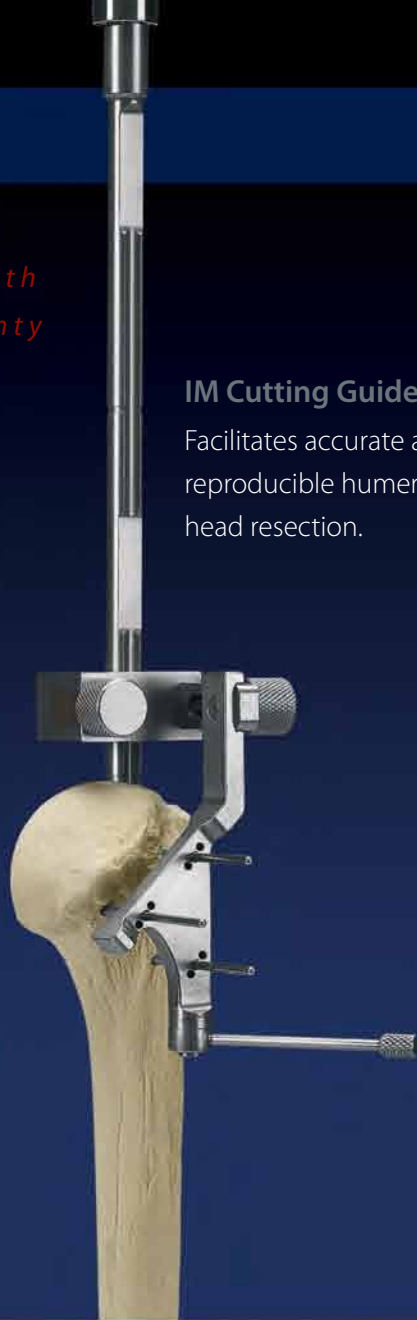


Precision and confidence with Affiniti: eliminate uncertainty



Straight Driver

Reduced diameter driver tip provides improved visualization and access to the glenoid.



IM Cutting Guide

Facilitates accurate and reproducible humeral head resection.



Humeral Osteotome & Canal Reamer

Simply verify both version and inclination as the osteotome rests flat on the resected humerus.

Affiniti: Optimize accessibility, reduce frustration



Fukuda Retractor

Achieve unparalleled access to the glenoid with Tornier's own "modified" Fukuda Retractor.

TORNIER DELIVERS THE NEXT GENERATION IN RECONSTRUCTIVE TISSUE MATRICES

Conexa™ is the first and only sterile, ready-to-use, biologically intact extracellular matrix for orthopaedic use.



- ◊ Sterile
- ◊ Ready to use in a two minute rinse
- ◊ Biologically intact extracellular matrix
- ◊ Non-cross linked
- ◊ Consistent tissue source not requiring operative side specificity
- ◊ Tailored sizes minimizing waste and excess hospital costs
- ◊ Room temperature storage

TORNIER IS DEFINING SPORTS MEDICINE



Piton™ Knotless Fixation System

- ◊ Completely eliminates knot-tying
- ◊ Direct insertion: requires no tapping, punching, or pre-drilling
- ◊ Sutures can be independently adjusted and tensioned, even after instrument removal
- ◊ Excellent for both single or double row repairs



Insite™ Suture Implants

- ◊ Offered in three unique designs and materials: Titanium Suture Implants, Bioabsorbable Suture Implants, and Polymer Suture Implants



Force Fiber® High Strength Suture

- ◊ Composed of a unique, ultra-high molecular-weight polyethylene fiber
- ◊ Delivers the strength and flexibility needed for everything from minor cuts to major surgery, including approximation and ligation of soft tissues – especially the use of allograft tissue for orthopaedic procedures



Tornier, Inc.
Edina, MN 55435
USA
+1 888 867 6437
+1 281 494 7900
www.tornier-us.com

© 2009 Tornier, Inc. All rights reserved. Force Fiber is a registered trademark of Tornier, SA.
Affiniti, Piton and Insite are trademarks of Tornier, SA. Conexa is a trademark of LifeCell Corporation.